

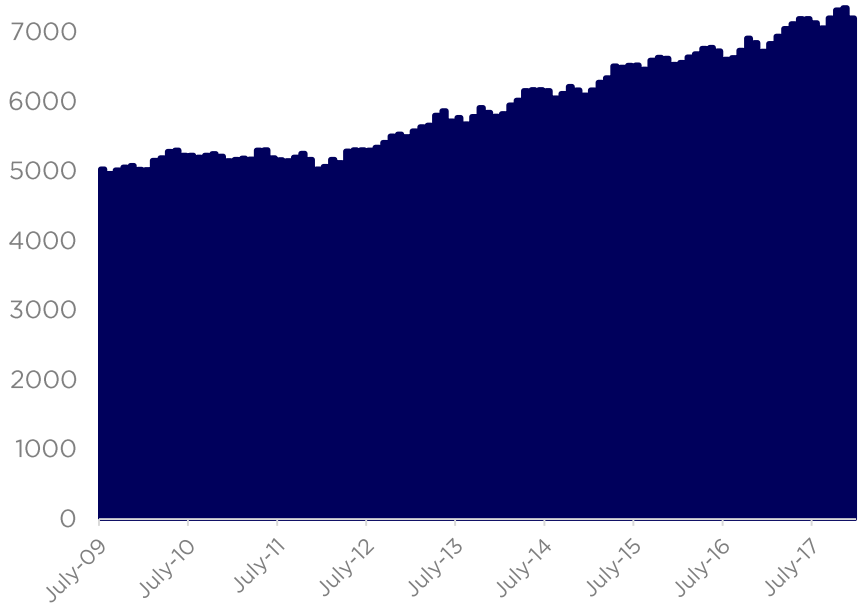


An independent coalition of organizations and individuals dedicated to strengthening Kansas's foster care system. Steering committee members:

- Zachary Brown, young leader
- Carl Burris, young leader
- FosterAdopt Connect
- Kansas African American Foster Care/Adoption Coalition
- Kansas Appleseed
- Don Jordan, retired social services administrator
- Kansas Association of Community Action Programs
- Kansas Chapter National Association of Social Workers
- Micah Kubic, executive director of the ACLU of Kansas
- Natalie Zarate, young leader
- Sister Therese Bangert, Social Justice Office, Sisters of Charity of Leavenworth

For more info:
RebuildHopeKansas.org
 785-856-0917

This coalition came together over concerns about the record number of children in foster care. At the end of February, 2018, there were 7,394 Kansas children in foster care. That's about 2,000 more children in foster care today compared to 5 years ago.



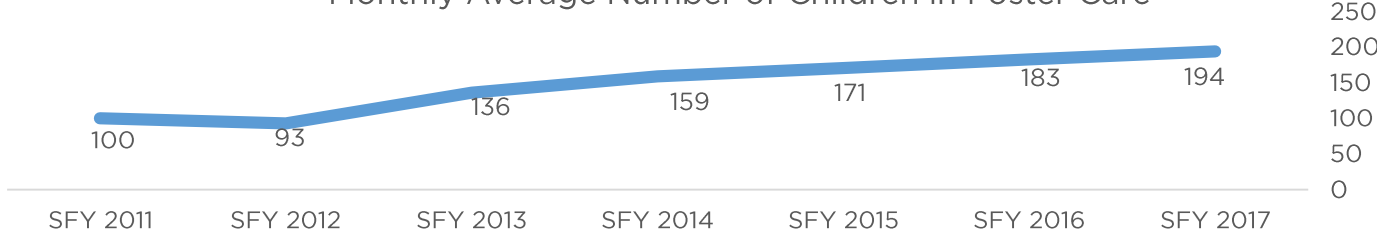
Number in foster care per 1,000 kids
Kansas: 10
United States: 6

Even before the recent increases, Kansas had a higher rate of children in foster care than most other states. In the most recent year of available data (2015), Kansas ranked #43 out of the 50 states.

Source: Annie E. Casey Kids Count.

Source: DCF data summarized by SFRH Coalition.

**Crawford County
 Monthly Average Number of Children in Foster Care**

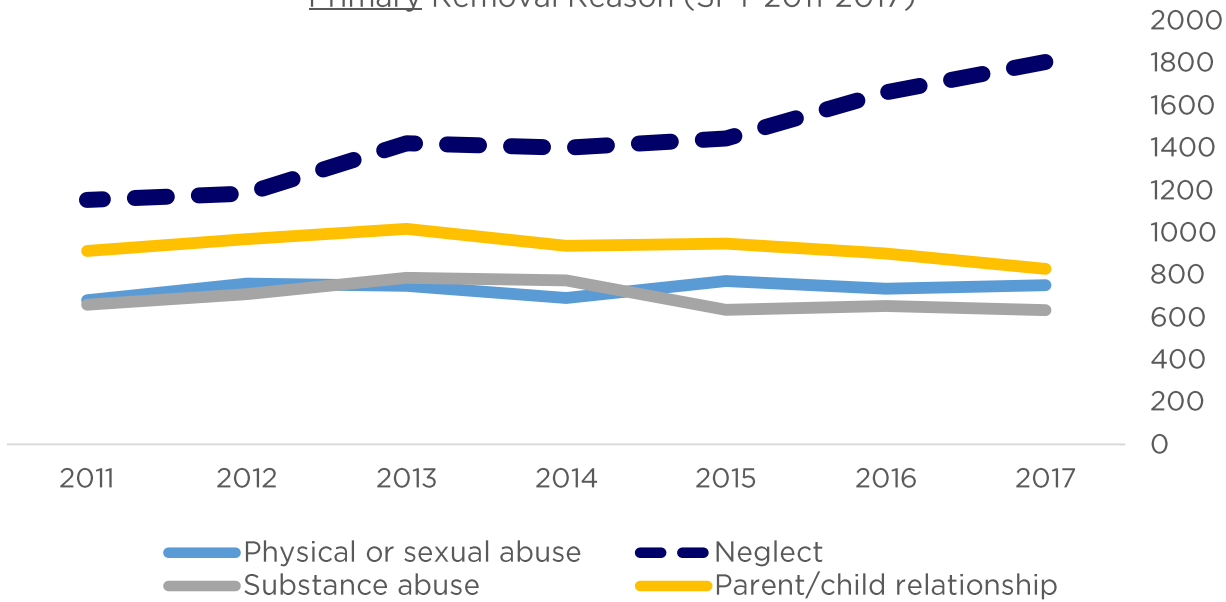


Source: DCF data summarized by SFRH Coalition.

Child neglect is the primary reason more children have been removed from their homes and placed into foster care in Kansas.

As in other states, the largest share of removals in Kansas has historically been related to neglect. However, it is notable that the recent growth in children entering foster care in Kansas has been almost entirely related to neglect; the number of children entering foster care due to physical or sexual abuse has remained steady. (Child welfare cases- like families- are complex, and commonly involve multiple removal reasons. Because the primary removal reason is related to neglect does not mean that other factors, such as parental substance abuse, are not involved.)

Primary Removal Reason (SFY 2011-2017)



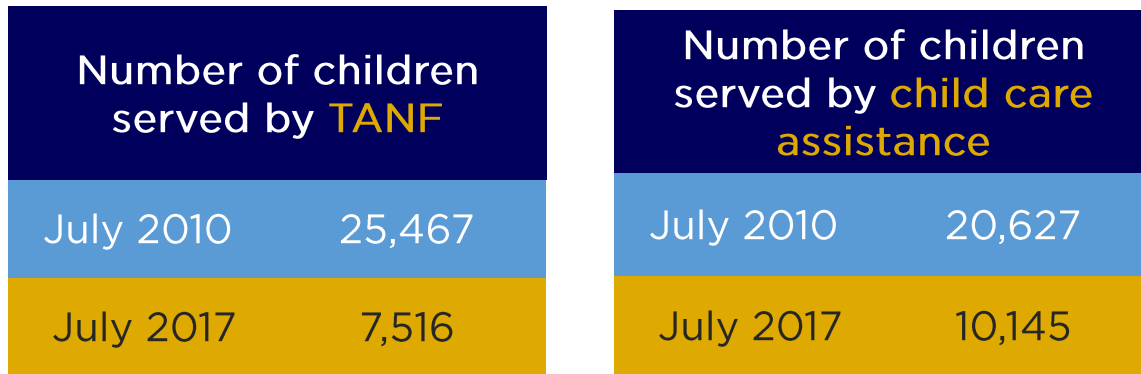
Source: DCF data summarized by SFRH Coalition.

Family preservation services have not kept pace with increased reports of potential abuse and neglect statewide. Referrals to these intensive in-home services to help families resolve issues and avoid foster care have not increased despite increasing need. Ideally, determinations about whether a child can be safely maintained in their home would be made on a case-by-case basis and not be subject to limits on the number of Family Preservation Services referrals.

	Statewide			Crawford County		
	SFY 2011	SFY 2017	% change	SFY 2011	SFY 2017	% change
Intake reports	59,775	67,372	+13%	1,037	1,069	+3%
Reports assigned for investigation	30,458	37,445	+23%	616	673	+9%
Removals (entry into foster care)	3,408	4,020	+18%	75	123	+64%
Referrals to Family Preservation Services	2,687	2,630	-2%	42	56	+35%

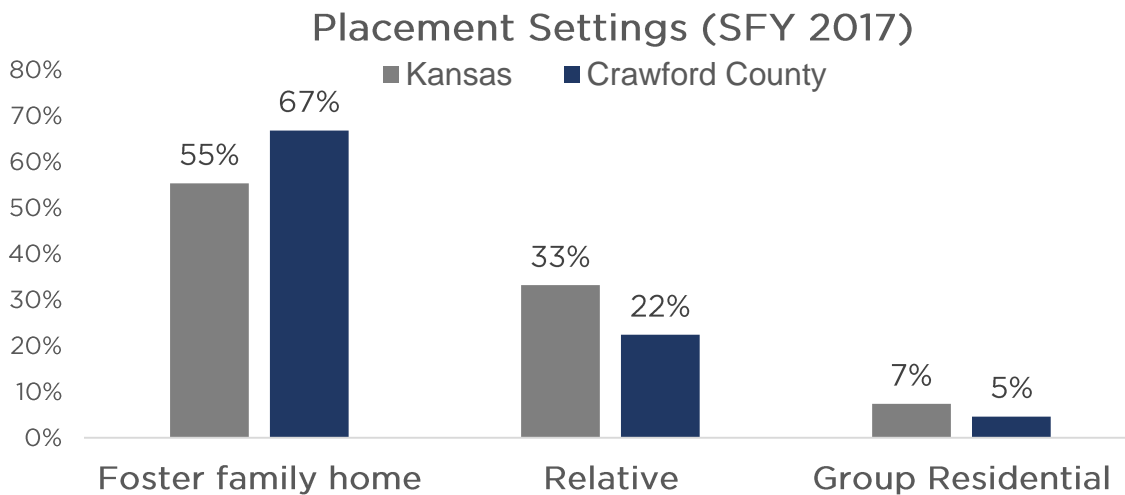
Source: DCF data summarized by SFRH Coalition.

As the number of children in foster care has gone up—largely related to cases involving neglect—social safety net programs in Kansas have assisted many fewer children and families.



Source: DCF data summarized by SFRH Coalition.

Placing more children with relatives could provide better placement stability and better maintain family connections. Relative to other states, Kansas has historically done a good job of placing children in foster care in family-like settings rather than group homes or residential treatment facilities. However, the opportunity to place more children with relatives (rather than non-relative foster family homes) may be limited by the financial support relative homes generally receive.



Source: DCF data summarized by SFRH Coalition.

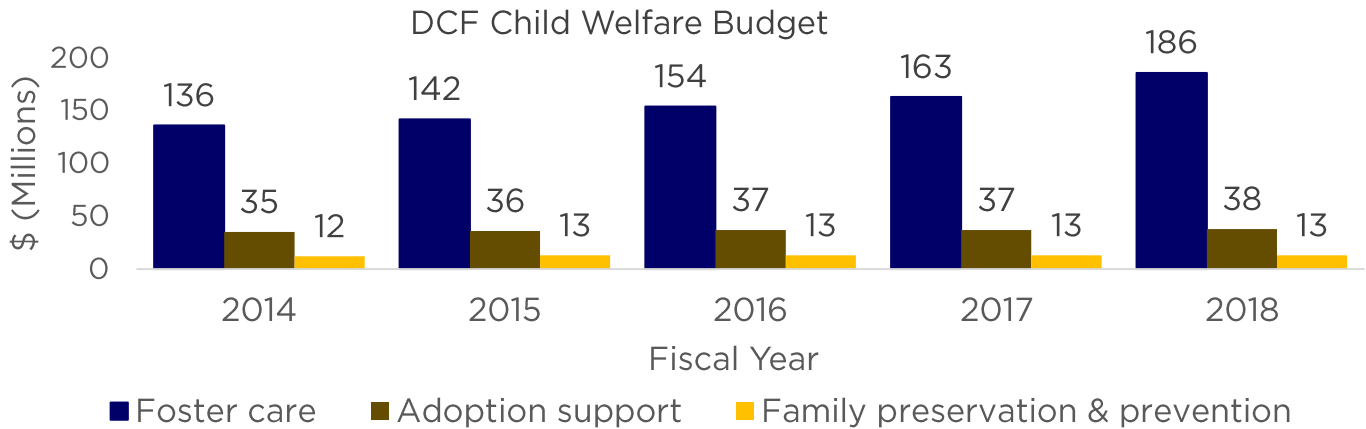
Statewide	Average # of kids per month	Average daily rate paid
Non-relative licensed foster home	2,152	\$21
Relative, non-licensed	2,182	\$3

Source: Data presented to the Kansas Child Welfare Task Force summarized by SFRH Coalition.

Flexible funding streams could support a broader array of services.

Could more families’ needs be served with child welfare programs less extreme than foster care, including family preservation services?

As more children have entered foster care, Kansas is spending \$55 million more through its child welfare budget today compared to five years ago. Nearly all of the additional spending has been on foster care; spending on family preservation and prevention (Family Services and Community Services Grants) has remained flat.



Source: Data presented to the Kansas Child Welfare Task Force summarized by SFRH Coalition.

Monthly Average Number of Children in Foster Care

	2011	2012	2013	2014	2015	2016	2017	% change
Allen	63	48	45	58	77	75	75	+19%
Bourbon	55	51	66	89	102	93	89	+62%
Cherokee	45	47	45	76	74	69	64	+42%
Crawford	100	93	136	159	171	183	194	+94%
Labette	76	72	63	58	56	60	61	-20%
Montgomery	77	71	77	120	154	185	149	+94%
Neosho	34	43	44	48	71	80	72	+112%
Wilson	5	5	14	22	21	30	30	+500%

Source: DCF data summarized by SFRH Coalition.