

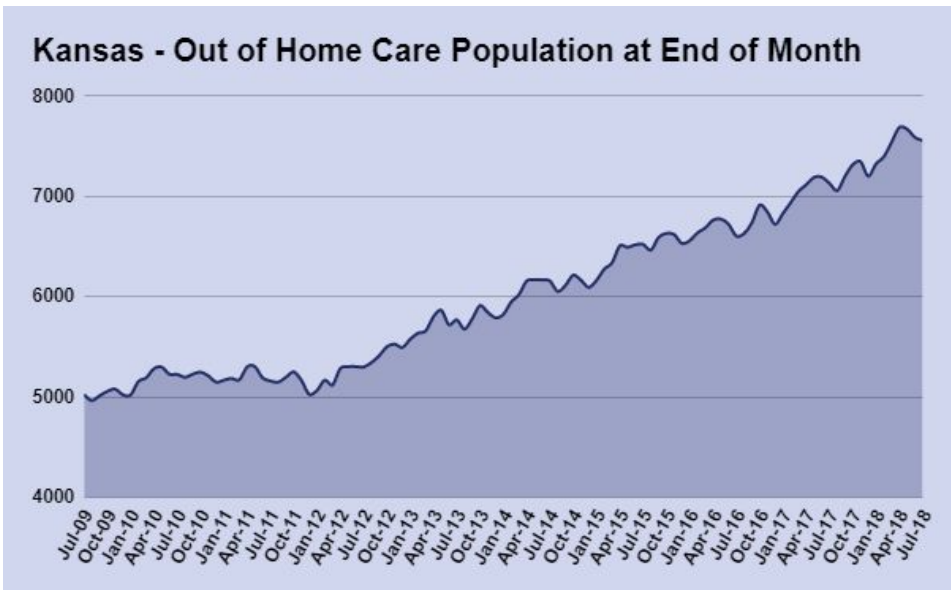


An independent coalition of organizations and individuals dedicated to strengthening Kansas’s foster care system. Steering committee members:

Zachary Brown, young leader and former foster care youth
 Carl Burris, young leader and former foster care youth
 FosterAdopt Connect
 Kansas African American Foster Care/Adoption Coalition
 Kansas Applesseed
 Don Jordan, retired social services administrator
 Kansas Association of Community Action Programs
 Kansas Chapter National Association of Social Workers
 Stormy Lukasavage, young leader and former foster care youth
 Micah Kubic, executive director of the ACLU of Kansas
 Natalie Zarate, young leader and former foster care youth
 Sister Therese Bangert, Social Justice Office, Sisters of Charity of Leavenworth

For more info:
RebuildHopeKansas.org
 785-856-0917

This coalition came together over concerns about the record number of children in foster care. At the end of June 2018, there were 7,588 Kansas children in foster care. That’s an increase of over 46% in the last seven years (2,398 more kids).



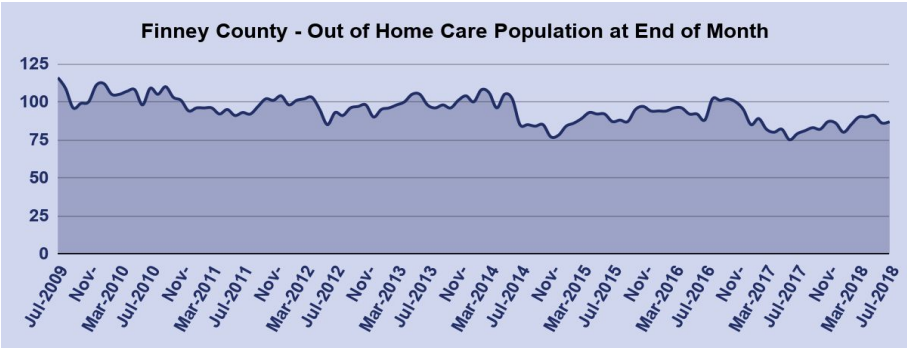
Number in foster care per 1,000 kids
Kansas: 10
United States: 6

Even before the recent increases, Kansas had a higher rate of children in foster care than most other states. In the most recent year of available data (2015), Kansas ranked #43 out of the 50 states.

Source: Annie E. Casey Kids Count.

Source: DCF data summarized by SFRH Coalition.

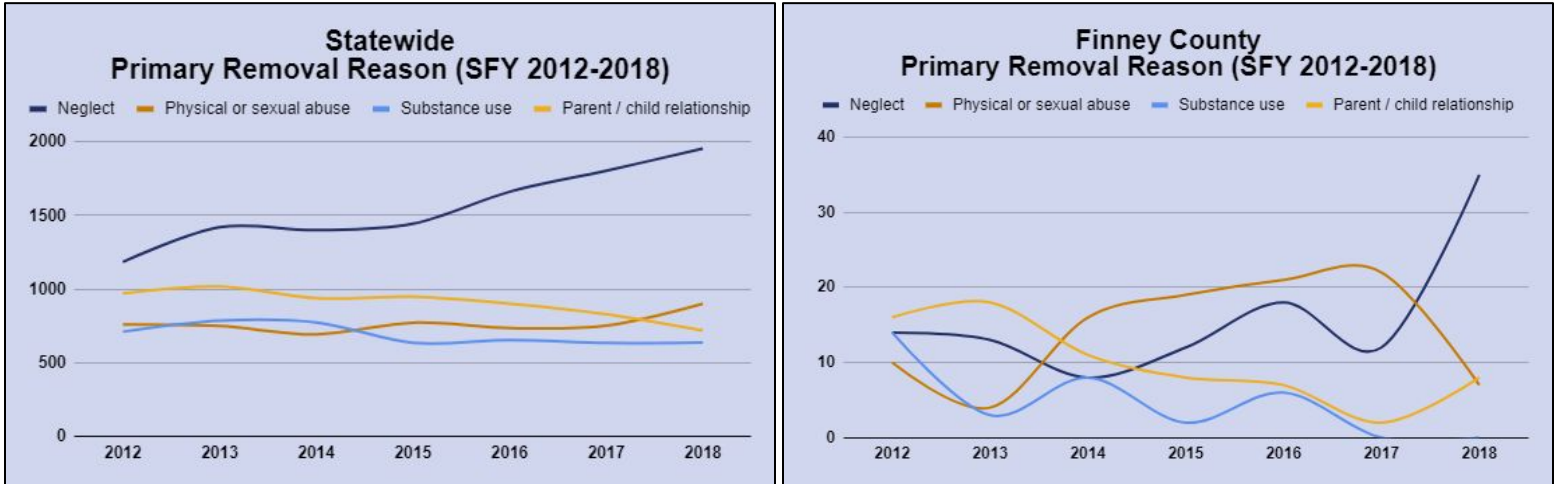
The trends for the Out of Home Care population in Finney County are distinct from the state as a whole. This indicates that the county likely faces circumstances that are different from most of the rest of Kansas.



Source: DCF data summarized by SFRH Coalition.

Child neglect is the primary reason more children have been removed from their homes and placed into foster care in Kansas.

As in other states, the largest share of removals in Kansas has historically been related to neglect. However, it is notable that the recent growth in children entering foster care in Kansas has been mostly related to neglect; the number of children entering foster care due to physical or sexual abuse had remained steady, but there was a noticeable uptick in the last year. (Child welfare cases– like families– are complex, and commonly involve multiple removal reasons. Because the primary removal reason is related to neglect does not mean that other factors, such as parental substance abuse, are not involved.)



DCF Tracked Categories

Neglect: physical neglect, lack of supervision, abandonment, incarceration of parents, medical neglect, inadequate housing, death of parents, failure to thrive

Physical or sexual abuse: physical abuse, sexual abuse

Substance use: drug abuse-parent, methamphetamine use, alcohol abuse-parent, drug abuse- child, alcohol abuse-child

Parent / child relationship: emotional abuse, child behavior problem, caretaker inability to cope, runaway, not attending school, relinquishment, child disability

*Note: County level data is only estimated because it is tracked differently than statewide data. Some categories are omitted or combined.

Source: DCF data summarized by SFRH Coalition.

Family preservation services have not kept pace with increased reports of potential abuse and neglect statewide. Referrals to these intensive in-home services to help families resolve issues and avoid foster care have not increased despite increasing need. Ideally, determinations about whether a child can be safely maintained in their home would be made on a case-by-case basis and not be subject to limits on the number of Family Preservation Services referrals.

	Statewide			Finney County		
	SFY 2010	SFY 2018	% change	SFY 2010	SFY 2018	% change
Intake reports	55,730	72,683	+30%	794	717	-10%
Reports assigned for investigation	27,915	40,623	+46%	413	469	+14%
Removals (entry into foster care)	3,444	4,212	+22%	64	65	+2%
Referrals to Family Preservation Services	2,870	2,692	-6%	62	42	-32%

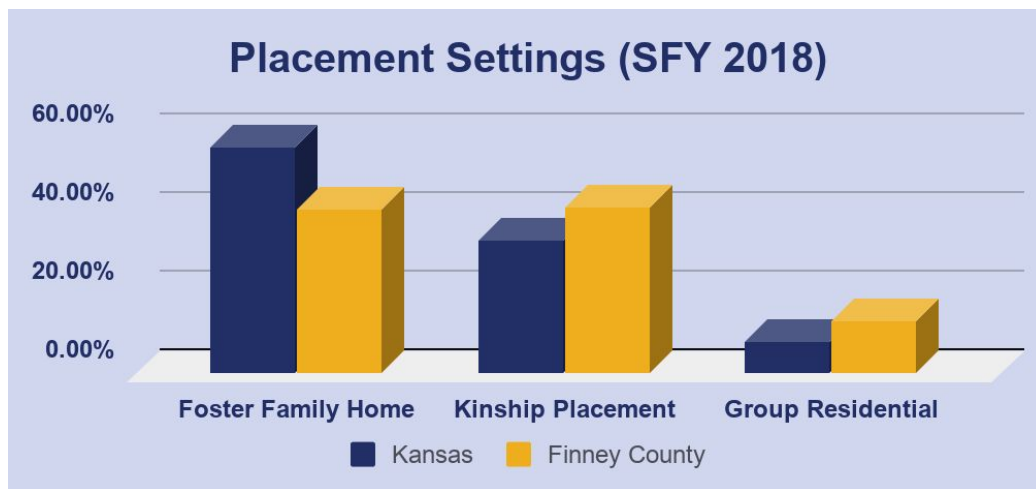
Source: DCF data summarized by SFRH Coalition.

As the number of children in foster care has gone up—largely related to cases involving neglect—social safety net programs in Kansas have assisted many fewer children and families.

Number of children served by TANF			Number of children served by Child Care Assistance		
	Finney	Statewide		Finney	Statewide
July 2010	473	25,467	July 2010	310	20,627
July 2017	172	7,516	July 2017	98	10,145

Source: DCF data summarized by SFRH Coalition.

Placing more children with relatives could provide better placement stability and better maintain family connections. Relative to other states, Kansas has historically done a good job of placing children in foster care in family-like settings rather than group homes or residential treatment facilities. Finney County is a leader in this regards, as the number of kids in kinship placement actually passed the number in non-relative foster family homes. Statewide the opportunity to place more children with relatives may be limited by the financial support relative homes generally receive.



Source: DCF data summarized by SFRH Coalition.

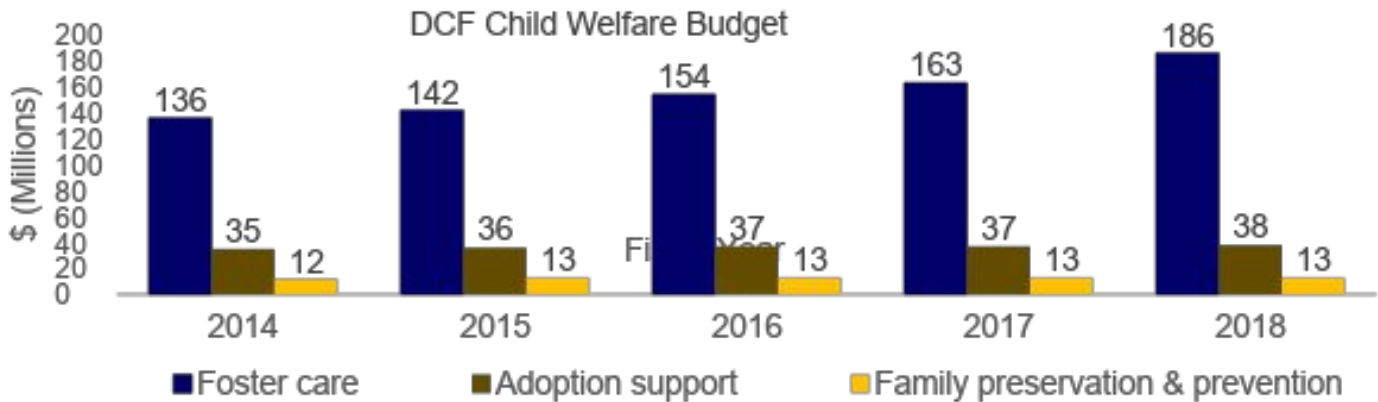
Statewide	Average # of kids per month	Average daily rate paid
Non-relative licensed foster home	2,152	\$21
Relative, non-licensed	2,182	\$3

Source: Data presented to the Kansas Child Welfare Task Force summarized by SFRH Coalition.

Flexible funding streams could support a broader array of services.

Could more families’ needs be served with child welfare programs less extreme than foster care, including family preservation services?

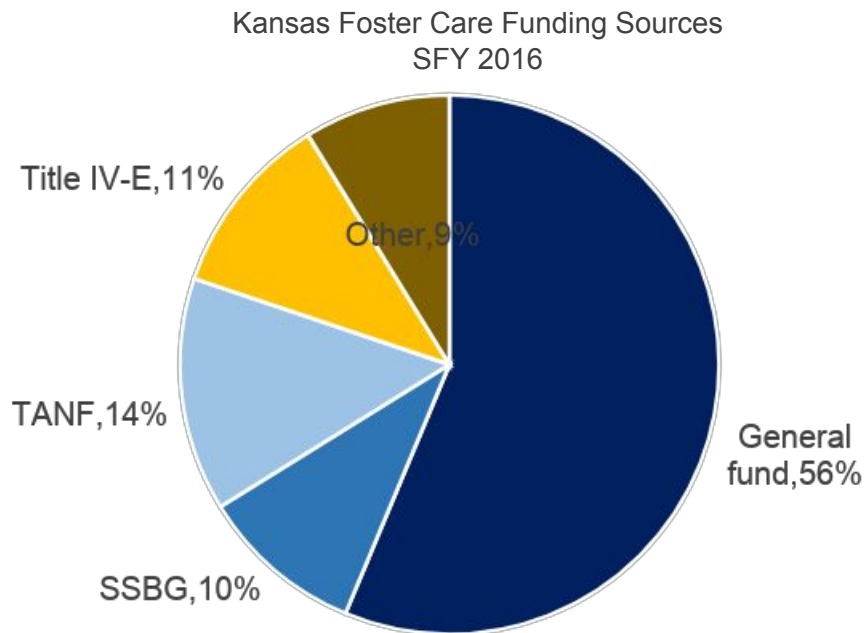
As more children have entered foster care, Kansas is spending \$55 million more through its child welfare budget today compared to five years ago. Nearly all of the additional spending has been on foster care; spending on family preservation and prevention (Family Services and Community Services Grants) has remained flat.



Source: Data presented to the Kansas Child Welfare Task Force summarized by SFRH Coalition.

Kids in foster care today deserve sufficient funds dedicated to their care. **Going forward, if we could reduce the number of children in foster care, flexible sources could fund other efforts to support children and families.**

Historically, the large majority of funding for foster care in Kansas has come from flexible sources (shaded blue in the pie chart): the State General Fund, federal Social Services Block Grant, and federal TANF block grant. These three sources made up 80% of Kansas’s foster care funding in state fiscal year 2016. (The more restrictive federal Title IV-E funds, by comparison, contributed 11%.)



Source: DCF data summarized by SFRH Coalition.